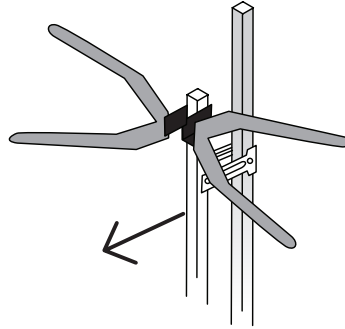


# 02MM-MDUI 8

## UHF Ch (28-51) TV Antenna Instructions

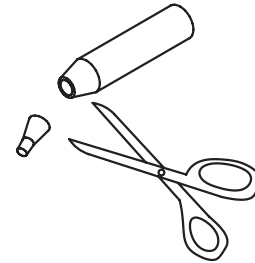
### Step 1

Pull smaller boom with X Elements away from the larger boom till the it reaches the end of the bracket. Tighten wing nuts to hold it in place.



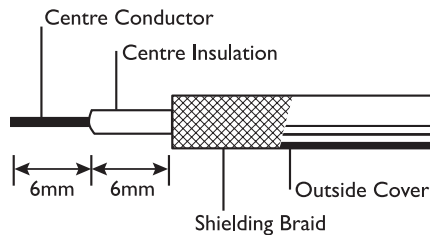
### Step 2

Attach your antenna down lead. Feed cable through narrow end of boot seal so that it protrudes into the wider opening.



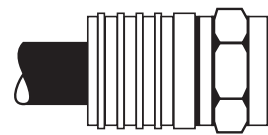
### Step 3

Strip coax cable as shown in diagram. Fold shielding braid back over cable jacket.



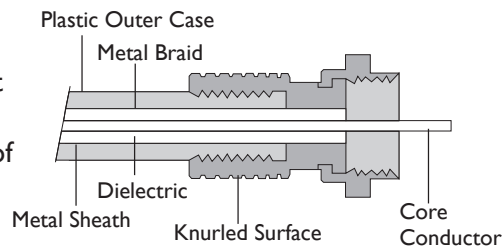
### Step 4

Select connector provided. (Suitable for RG6 or semi airspaced cable only)  
Place "F" connector on back to front and twist to ensure that all braid is flat.  
See diagram. (For other cable types you will need to purchase the corresponding connector)



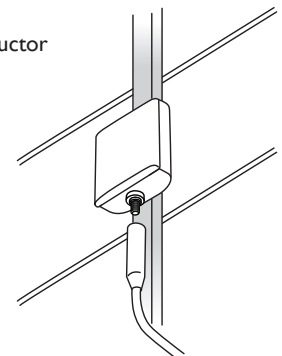
### Step 5

Then insert cable into rear of connector and twist connector clockwise until dielectric is flush with the bottom nut. See diagram. Ensure that 1-2mm of centre core conductor protrudes past the nut.



### Step 6

Attach nut of connector to the balun and tighten, (finger tight).  
**WARNING OVER TIGHTENING MAY DAMAGE CIRCUIT BOARD.**  
Slide boot seal onto balun lid for weatherproofing. See diagram.




**Step 7**

Attach mast to antenna boom using clamp and wing nuts provided.



**Step 8**


Position antenna towards transmitter. Rotate antenna to achieve best results. Attach cable to mast with UV grade insulation tape or UV grade cable ties to support cable weight and avoid damage to connection from wind whipping cable from side to side.



To Transmitter

**Step 9**

For vertical mounting, unbolt the 2 screws on the mounting bracket and rotate the bracket 90° ensuring to leave the clamp that attaches directly around the antenna element in the same position. Then tighten the bolts again for a secure vertical mount.



**4G Filter**

New 694MHz LTE filter allows you to reduce 4G interference.

Our products now have a 4G 694MHz Low Pass Filter to reduce interference. In our new antenna range, the 4G filter will reduce 4G phone interference by allowing you to receive UHF Channels Aust (28-51) NZ (25-48).

